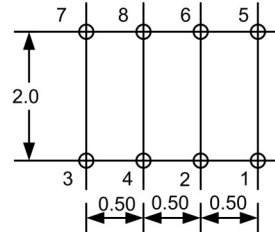
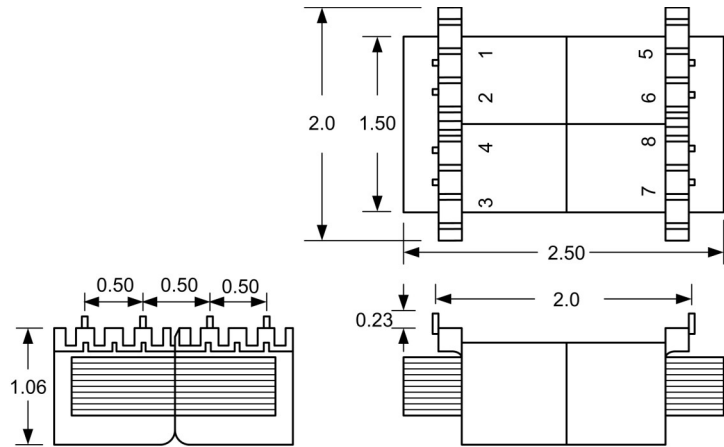


# NAVIGATOR CLASS - PRINTED CIRCUIT MOUNT, LOW PROFILE POWER TRANSFORMER



PC pad dimensions

## 1. Electrical Specifications

- A. Maximum Power: 12VA
- B. Input Voltage and Frequency: 115/230V, 50/60Hz
- C. Voltage Regulation: 15% TYP, Full Load to No Load
- D. Temperature Rise: 25°C TYP
- E. Insulation Resistance: < 1MEG ohm
- F. Hi-Pot: 2500 Vrms 1 minute @ Pri to Sec  
2500 Vrms 1 minute @ Pri to Core  
1500 Vrms 1 minute @ Sec to Core

2. Marking: Ensign Corp, part number (see table), date code, terminal number

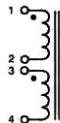
3. Safety:

UL/cUL 5085-2 Recognized (File 47299)

UL 1446 Recognized Insulation System (File 95662)



### Primary Schematics



Dual Input (Specify  
115/230V or 120/240V)

### Secondary Schematics



Dual Output

Part Number	Series Connection	Parallel Connection
115/230V		
U012-2-010X	10VCT @ 1.2A	5V @ 2.4A
U012-2-012X	12.6VCT @ 900mA	6.3V @ 1.8A
U012-2-016X	16VCT @ 700mA	8V @ 1.4A
U012-2-020X	20VCT @ 600mA	10V @ 1.2A
U012-2-024X	24VCT @ 500mA	12V @ 1.0A
U012-2-030X	30VCT @ 400mA	15V @ 800mA
U012-2-034X	34VCT @ 340mA	17V @ 680mA
U012-2-040X	40VCT @ 300mA	20V @ 600mA
U012-2-056X	56VCT @ 200mA	28V @ 400mA
U012-2-088X	88VCT @ 130mA	44V @ 260mA
U012-2-120X	120VCT @ 100mA	60V @ 200mA
U012-2-230X	230VCT @ 50mA	115V @ 100mA



**POWER TRANSFORMER  
NAVIGATOR CLASS**

**U012-2-XXXX**

CONTENTS OF THIS DRAWING ARE SUBJECT TO CHANGE WITHOUT PRIOR NOTICE

**Ensign Corporation**  
201 ENSIGN RD., BELLEVUE, IA 52031

Dim: Inches

Sheet 1 of 1

PROPRIETARY NOTICE: THIS DRAWING PRINT OR DOCUMENT AND SUBJECT MATTER DISCLOSED HEREIN ARE PROPRIETARY ITEMS TO WHICH ENSIGN RETAINS THE EXCLUSIVE RIGHT OF DISSEMINATION, MANUFACTURE AND SALE. THIS DRAWING, PRINT OR DOCUMENT IS SUBMITTED IN CONFIDENCE FOR CONSIDERATION BY THE RECIPIENT ALONE UNLESS PERMISSION FOR FURTHER DISCLOSURE IS EXPRESSLY GRANTED IN WRITING