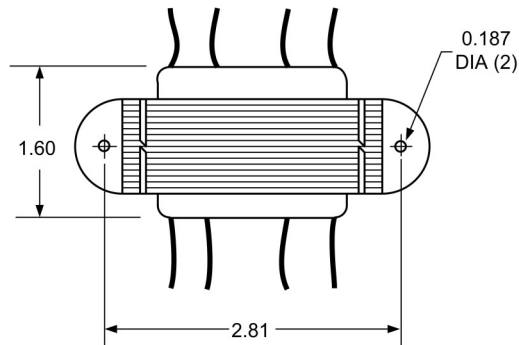
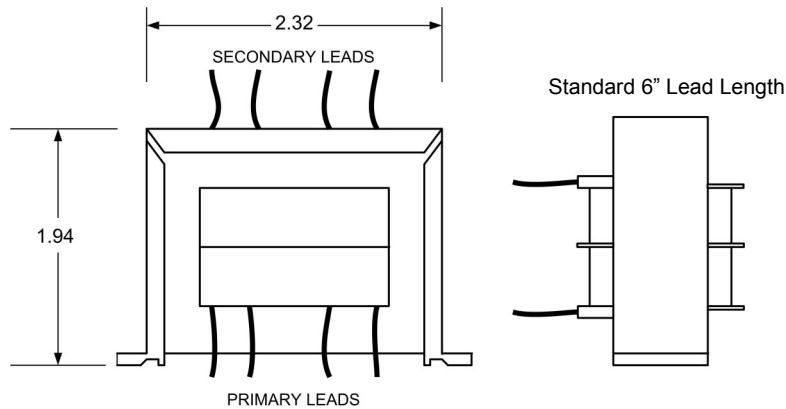
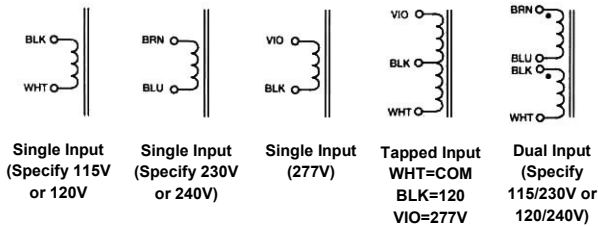


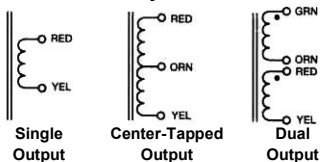
COMMANDER CLASS - CHASSIS MOUNT WITH LEAD WIRES POWER TRANSFORMER



Primary Schematics



Secondary Schematics



1. Electrical Specifications

- A. Maximum Power: 20VA
- B. Input Voltage and Frequency: 115V, 115/230V or 230V 50/60Hz
- C. Voltage Regulation: 16% TYP @ full load to no load
- D. Temperature Rise: 30°C TYP
- E. Insulation Resistance: < 1 MEG ohm
- F. Hi-Pot: 2500Vrms 1 minute @ Pri to Sec
2500Vrms 1 minute @ Pri to Core
1500Vrms 1 minute @ Sec to Core

2. Marking: Ensign Corp, part number (see table), date code

3. Safety:

UL/cUL 5085-2 Recognized (File E47299)

UL 1446 Recognized Insulation System (File E95662)



Part Number			
115V	115/230V	230V	Secondary
L020-1-510X	L020-2-510X	L020-3-510X	10VCT @ 2.0A
L020-1-512X	L020-2-512X	L020-3-512X	12.6VCT @ 1.6A
L020-1-516X	L020-2-516X	L020-3-516X	16VCT @ 1.25A
L020-1-520X	L020-2-520X	L020-3-520X	20VCT @ 1.0A
L020-1-524X	L020-2-524X	L020-3-524X	24VCT @ 800mA
L020-1-528X	L020-2-528X	L020-3-528X	28VCT @ 700mA
L020-1-536X	L020-2-536X	L020-3-536X	36VCT @ 560mA
L020-1-548X	L020-2-548X	L020-3-548X	48VCT @ 400mA
L020-1-556X	L020-2-556X	L020-3-556X	56VCT @ 360mA
L020-1-620X	L020-2-620X	L020-3-620X	120VCT @ 160mA

	POWER TRANSFORMER COMMANDER CLASS		L020-1-XXXX L020-2-XXXX L020-3-XXXX	
	CONTENTS OF THIS DRAWING ARE SUBJECT TO CHANGE WITHOUT PRIOR NOTICE		Ensign Corporation 201 ENSIGN RD., BELLEVUE, IA 52031	Dim: Inches Sheet 1 of 1

PROPRIETARY NOTICE: THIS DRAWING PRINT OR DOCUMENT AND SUBJECT MATTER DISCLOSED HEREIN ARE PROPRIETARY ITEMS TO WHICH ENSIGN RETAINS THE EXCLUSIVE RIGHT OF DISSEMINATION, MANUFACTURE AND SALE. THIS DRAWING, PRINT OR DOCUMENT IS SUBMITTED IN CONFIDENCE FOR CONSIDERATION BY THE RECIPIENT ALONE UNLESS PERMISSION FOR FURTHER DISCLOSURE IS EXPRESSLY GRANTED IN WRITING