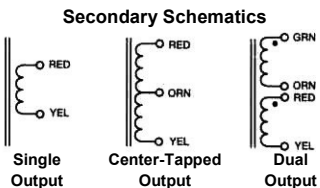
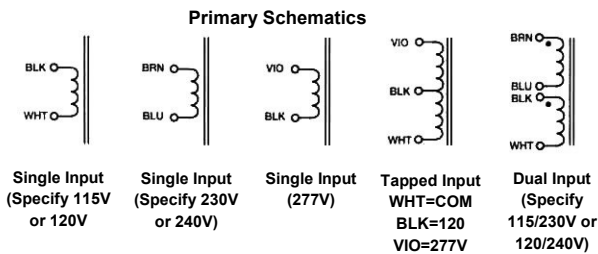
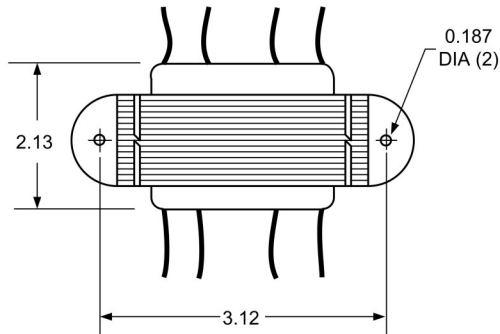
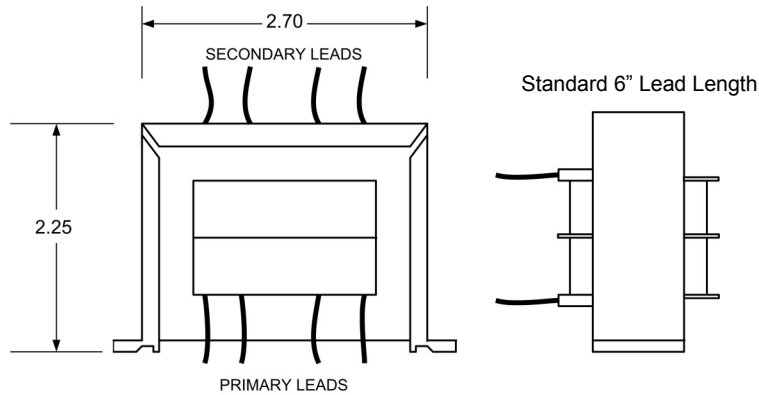


COMMANDER CLASS - CHASSIS MOUNT WITH LEAD WIRES POWER TRANSFORMER



1. Electrical Specifications
 - A. Maximum Power: 50VA
 - B. Input Voltage and Frequency: 115V, 115/230V or 230V 50/60Hz
 - C. Voltage Regulation: 10% TYP @ full load to no load
 - D. Temperature Rise: 40°C TYP
 - E. Insulation Resistance: < 1 MEG ohm
 - F. Hi-Pot: 2500Vrms 1 minute @ Pri to Sec
 2500Vrms 1 minute @ Pri to Core
 1500Vrms 1 minute @ Sec to Core
2. Marking: Ensign Corp, part number (see table), date code
3. Safety:
 - UL/cUL 5085-2 Recognized (File E47299)
 - UL 1446 Recognized Insulation System (File E95662)



Part Number			
115V	115/230V	230V	Secondary
L050-1-510X	L050-2-510X	L050-3-510X	10VCT @ 5.0A
L050-1-512X	L050-2-512X	L050-3-512X	12.6VCT @ 4.0A
L050-1-516X	L050-2-516X	L050-3-516X	16VCT @ 3.1A
L050-1-520X	L050-2-520X	L050-3-520X	20VCT @ 2.5A
L050-1-524X	L050-2-524X	L050-3-524X	24VCT @ 2.1A
L050-1-528X	L050-2-528X	L050-3-528X	28VCT @ 1.8A
L050-1-536X	L050-2-536X	L050-3-536X	36VCT @ 1.4A
L050-1-548X	L050-2-548X	L050-3-548X	48VCT @ 1.0A
L050-1-556X	L050-2-556X	L050-3-556X	56VCT @ 900mA
L050-1-620X	L050-2-620X	L050-3-620X	120VCT @ 410mA

	POWER TRANSFORMER COMMANDER CLASS		L050-1-XXXX L050-2-XXXX L050-3-XXXX	
	CONTENTS OF THIS DRAWING ARE SUBJECT TO CHANGE WITHOUT PRIOR NOTICE		Ensign Corporation 201 ENSIGN RD., BELLEVUE, IA 52031	Dim: Inches Sheet 1 of 1
PROPRIETARY NOTICE: THIS DRAWING PRINT OR DOCUMENT AND SUBJECT MATTER DISCLOSED HEREIN ARE PROPRIETARY ITEMS TO WHICH ENSIGN RETAINS THE EXCLUSIVE RIGHT OF DISSEMINATION, MANUFACTURE AND SALE. THIS DRAWING, PRINT OR DOCUMENT IS SUBMITTED IN CONFIDENCE FOR CONSIDERATION BY THE RECIPIENT ALONE UNLESS PERMISSION FOR FURTHER DISCLOSURE IS EXPRESSLY GRANTED IN WRITING				