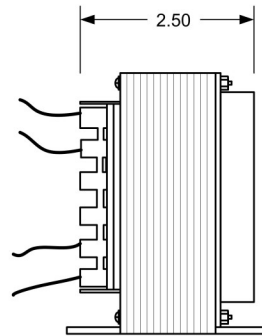
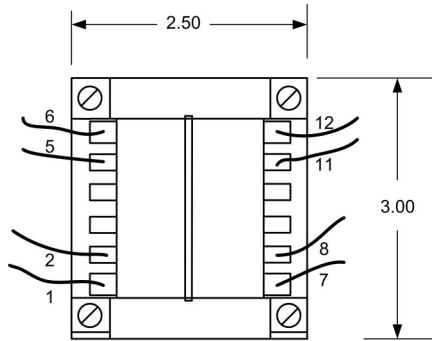
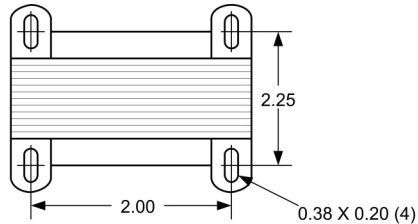


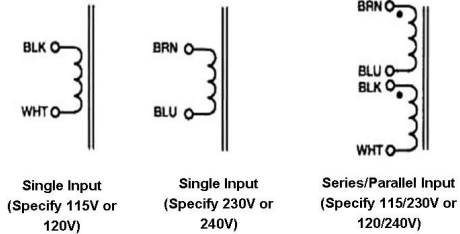
ADMIRAL CLASS - INTERNATIONAL LEAD WIRES, POWER TRANSFORMER



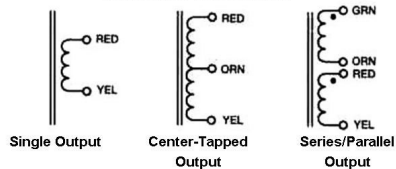
Standard 6" Lead Length



Primary Schematics



Secondary Schematics



1. Electrical Specifications
 - A. Maximum Power: 175VA
 - B. Input Voltage and Frequency: 115V, 115/230V, 230V 50/60Hz
 - C. Voltage Regulation: ___% TYP @ full load to no load
 - D. Temperature Rise: ___°C TYP
 - E. Insulation Resistance: _____
 - F. Hi-Pot: 4000Vrms 1 minute @ Pri to Sec
 _____Vrms 1 minute @ Pri to Core
 _____Vrms 1 minute @ Sec to Core
2. Marking: Ensign Corp, part number (see table), date code
3. Safety:
 - UL/cUL 5085-2 Recognized (File 47299)
 - UL 60950 Recognized (File E144070)
 - VDE 0805 Licensed (File 19019-3336-9002/A1C)
 - UL 1446 Recognized Insulation System (File 95662)



Part Number			Series Connection	Parallel Connection
115V	115/230V	230V		
IL175-1-010X	IL175-2-010X	IL175-3-010X	10VCT @ 17.5A	5V @ 35.0A
IL175-1-012X	IL175-2-012X	IL175-3-012X	12.6VCT @ 14.0A	6.3V @ 28.0A
IL175-1-016X	IL175-2-016X	IL175-3-016X	16VCT @ 11.0A	8V @ 22.0A
IL175-1-020X	IL175-2-020X	IL175-3-020X	20VCT @ 8.75A	10V @ 17.5A
IL175-1-024X	IL175-2-024X	IL175-3-024X	24VCT @ 7.3A	12V @ 14.6A
IL175-1-028X	IL175-2-028X	IL175-3-028X	28VCT @ 6.25A	14V @ 12.5A
IL175-1-036X	IL175-2-036X	IL175-3-036X	36VCT @ 4.9A	18V @ 9.8A

	POWER TRANSFORMER ADMIRAL CLASS		IL175-1-XXXX IL175-2-XXXX IL175-3-XXXX	
	CONTENTS OF THIS DRAWING ARE SUBJECT TO CHANGE WITHOUT PRIOR NOTICE		Ensign Corporation 201 ENSIGN RD., BELLEVUE, IA 52031	
PROPRIETARY NOTICE: THIS DRAWING PRINT OR DOCUMENT AND SUBJECT MATTER DISCLOSED HEREIN ARE PROPRIETARY ITEMS TO WHICH ENSIGN RETAINS THE EXCLUSIVE RIGHT OF DISSEMINATION, MANUFACTURE AND SALE. THIS DRAWING, PRINT OR DOCUMENT IS SUBMITTED IN CONFIDENCE FOR CONSIDERATION BY THE RECIPIENT ALONE UNLESS PERMISSION FOR FURTHER DISCLOSURE IS EXPRESSLY GRANTED IN WRITING			Dim: Inches	Sheet 1 of 1