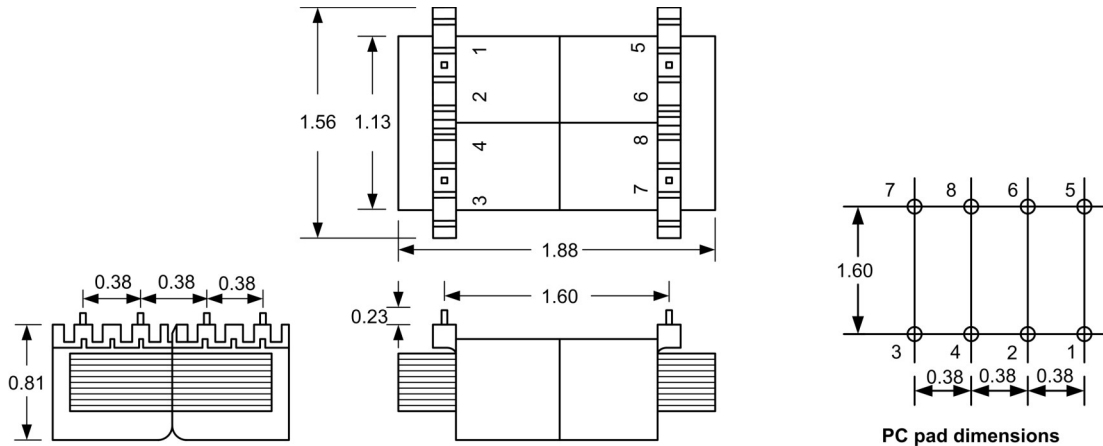


NAVIGATOR CLASS - PRINTED CIRCUIT MOUNT, LOW PROFILE POWER TRANSFORMER



1. Electrical Specifications

- A. Maximum Power: 6VA
- B. Input Voltage and Frequency: 115/230V, 50/60Hz
- C. Voltage Regulation: 21% TYP @ full load to no load
- D. Temperature Rise: 30°C TYP
- E. Insulation Resistance: < 1MEG ohm

- F. Hi-Pot: 2500Vrms 1 minute @ Pri to Sec
2500Vrms 1 minute @ Pri to Core
1500Vrms 1 minute @ Sec to Core

- 2. Marking: Ensign Corp, part number (see table), date code, country, terminal number


- 3. Safety:

UL/cUL 5085-2 Recognized (File 47299)

UL 1446 Recognized Insulation System (File 95662)

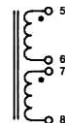


Primary Schematics



Dual Input (Specify
115/230V or 120/240V)

Secondary Schematics



Dual Output

Part Number	Series Connection	Parallel Connection
115/230V	Series Connection	Parallel Connection
U006-2-010X	10VCT @ 600mA	5V @ 1200mA
U006-2-012X	12.6VCT @ 450mA	6.3V @ 900mA
U006-2-016X	16VCT @ 350mA	8V @ 700mA
U006-2-020X	20VCT @ 300mA	10V @ 600mA
U006-2-024X	24VCT @ 250mA	12V @ 500mA
U006-2-030X	30VCT @ 200mA	15V @ 400mA
U006-2-034X	34VCT @ 170mA	17V @ 340mA
U006-2-040X	40VCT @ 150mA	24V @ 300mA
U006-2-056X	56VCT @ 100mA	28V @ 200mA
U006-2-088X	88VCT @ 65mA	44V @ 130mA
U006-2-120X	120VCT @ 50mA	60V @ 100mA
U006-2-230X	230VCT @ 25mA	115V @ 50mA



POWER TRANSFORMER NAVIGATOR CLASS

U006-2-XXXX

CONTENTS OF THIS DRAWING ARE SUBJECT TO
CHANGE WITHOUT PRIOR NOTICE

Ensign Corporation
201 ENSIGN RD., BELLEVUE, IA 52031

Dim: Inches

Sheet 1 of 1

PROPRIETARY NOTICE: THIS DRAWING PRINT OR DOCUMENT AND SUBJECT MATTER DISCLOSED HEREIN ARE PROPRIETARY ITEMS TO WHICH ENSIGN RETAINS THE EXCLUSIVE RIGHT OF DISSEMINATION, MANUFACTURE AND SALE. THIS DRAWING, PRINT OR DOCUMENT IS SUBMITTED IN CONFIDENCE FOR CONSIDERATION BY THE RECIPIENT ALONE UNLESS PERMISSION FOR FURTHER DISCLOSURE IS EXPRESSLY GRANTED IN WRITING